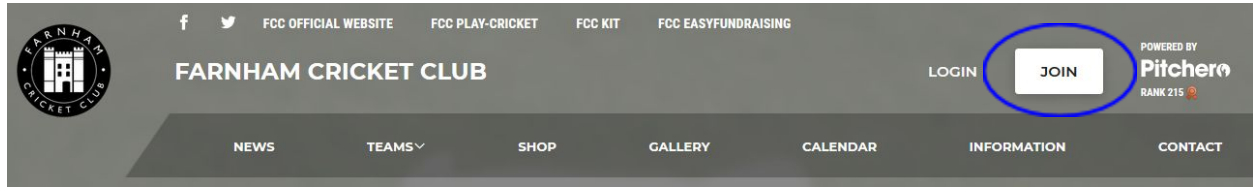


Instructions for junior registration

Navigate to <https://www.farnhamcc.co.uk/>



In the top right hand corner, select “Join”

Enter your details as required and click “Join this club”. Note - enter the parents details, not the child.

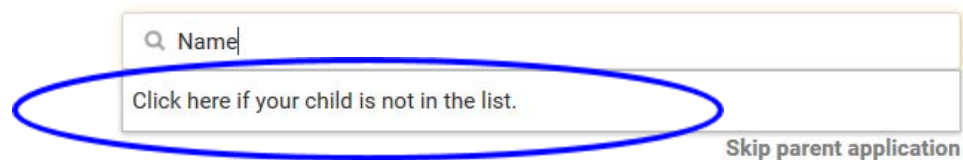
Agree to the Pitchero terms of service and the Farnham Cricket Club Consent. Click “I am not a robot” and “Next”

Apply for roles - select “Club Member” and “Parent”. If you are also a coach, team manager (admin) or senior player, also select those options as appropriate.

Click “next step”.

In the next screen start typing your child’s name in the box. Assuming you have not yet registered them, their name will not appear in the drop down box. Click “Click here if your child is not on the list”.

Add your children to apply for the Parent role.



Add your child’s name and select their team from the drop down list.

If necessary, repeat for a 2nd child. Then click “Next step”

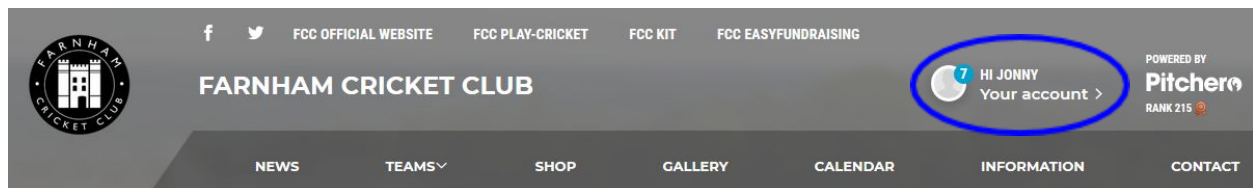
Your account has now been created.

You will receive an email from Pitchero to verify your email address. Follow the steps in the email. The Club will also now need to verify your membership application and your parent-child link before you can move on to the next step.

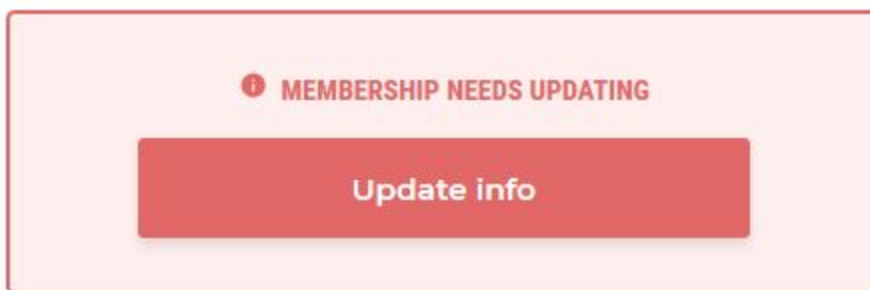
In the meantime, download the Pitchero App called “Pitchero Club” and log in using the details you just created.

When the club has approved your application and parent-child link, you will receive a message to your Pitchero account. You can check for this message by navigating to the website (<https://www.farnhamcc.co.uk/>) or checking the App.

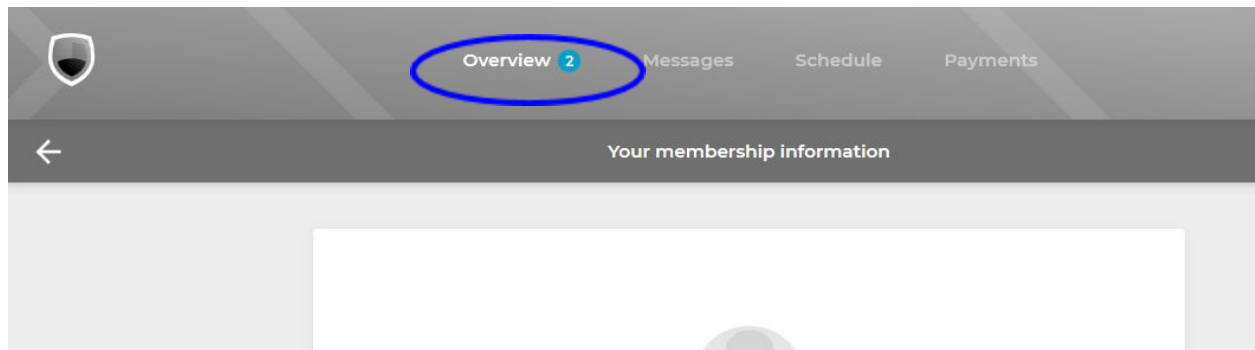
On the website, navigate to your account and select “your account”:



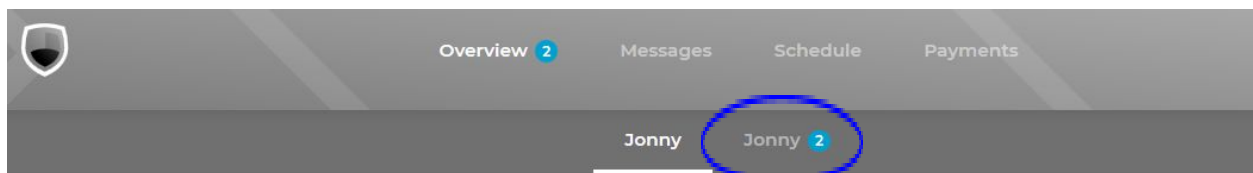
You now need to complete the information for you and your child. First click “update info” and fill in your information. In the “Timezone” drop down, scroll down to “Europe” and select “London”



Once you have updated your details, click “Overview” at the top of the page:

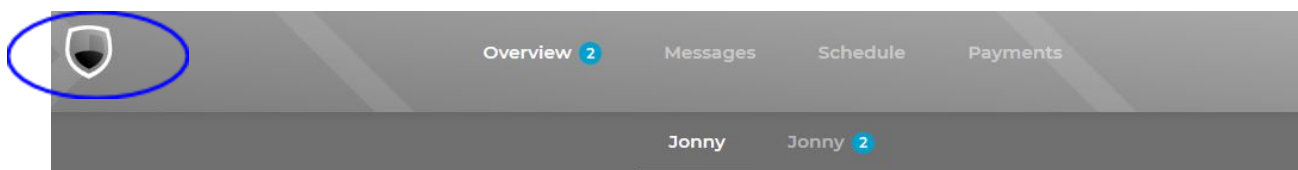


Now navigate to your child’s name which will be displayed next to your name at the top of the page.

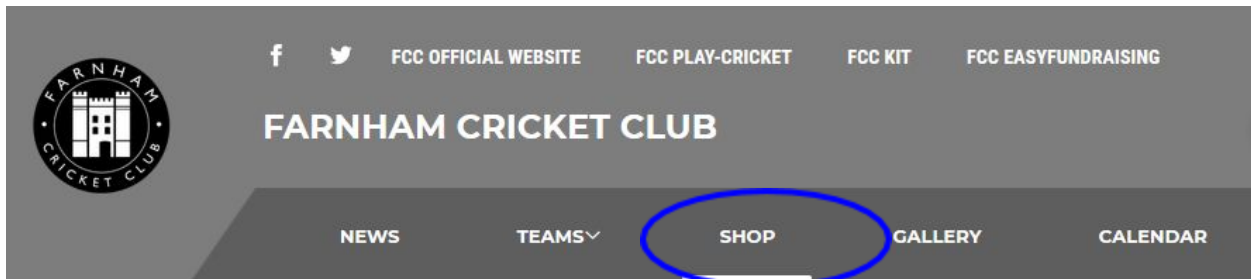


Click “update info”. Enter your telephone number on behalf of the child. Click “save changes”

To pay for your child’s membership. Navigate to the website by clicking on the badge in the top right:



And click on “Shop”.



Select “Junior membership” and then the product you wish to buy. When asked “who is your product for?”, select your child’s name and next. (2020 only - if you wish to make a donation instead of paying a full subscription, scroll down to the fundraising section of the shop.)

Select “pay by direct debit” and fill in the payment details. Note that although you are paying by direct debit, this is a single one off payment. It will not repeat in subsequent seasons.

If you have multiple children, you will have to make separate payments for each child. For your second child, be sure to select the reduced rate for your 2nd (U9) or 3rd (U10-U18) child.

Notes

- If you are already a member of Pitchero, for example through another club, you can use the same login and the “find a club” tool to join FCC.
- Registration can be completed through the app using a broadly similar process to the above
- If you child may play for multiple age groups, then following the registration process, navigate to their account and click “manage roles”. Next to “Player for”, click “manage” and apply to be a member of another team.
- If you have any issues or questions, contact junior.registration@farnhamcc.co.uk